



Imara MET Balanced Fund

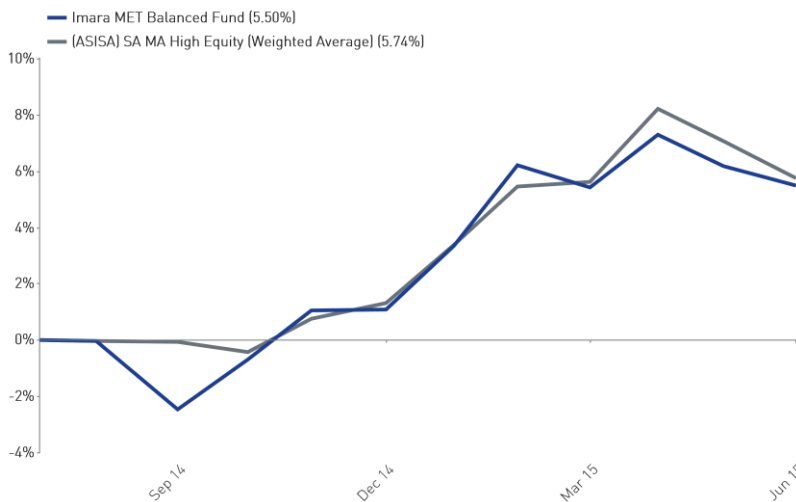
MET Collective Investment Scheme (CIS) portfolio

Class A | Minimum Disclosure Document (MDD) as at 30 June 2015

Assets managed by: Imara Asset Management SA

Portfolio performance

Since launch cumulative performance graph

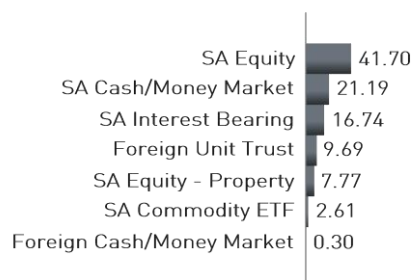


| Monthly (%) | Sep'14 | Oct'14 | Nov'14 | Dec'14 | Jan'15 | Feb'15 | Mar'15 | Apr'15 | May'15 | Jun'15 |
|-------------|--------|--------|--------|--------|--------|--------|--------|--------|--------|--------|
| Fund | -2.43 | 1.81 | 1.74 | 0.05 | 2.24 | 2.74 | -0.74 | 1.78 | -1.03 | -0.66 |
| Benchmark | -0.05 | -0.36 | 1.22 | 0.55 | 2.04 | 1.99 | 0.15 | 2.46 | -1.07 | -1.23 |

| | Cumulative (%) | | | | Annualised (%) | | | |
|----------|----------------|-----------|------|-----------|----------------|-----------|------|-----------|
| | Fund | Benchmark | Cash | Inflation | Fund | Benchmark | Cash | Inflation |
| 1 month | -0.66 | -1.23 | 0.51 | 0.26 | - | - | - | - |
| 3 months | 0.07 | 0.12 | 1.56 | 2.60 | - | - | - | - |
| 6 months | 4.34 | 4.35 | 3.11 | 2.88 | - | - | - | - |
| 9 months | 8.14 | 5.82 | 4.71 | 3.06 | - | - | - | - |
| Launch | 5.50 | 5.74 | 5.34 | 4.28 | - | - | - | - |

Portfolio holdings

Asset allocation (%)




Top holdings (%)

| | |
|---|------|
| Fundsmith Equity Fund Class T | 4.87 |
| Imara Global Fund | 4.81 |
| Republic of South Africa 8.50% 31012037 | 4.17 |
| Republic of South Africa 8.75% 31012044 | 3.39 |
| Reinet Investments Sca | 2.79 |
| Mondi Plc | 2.67 |
| Compagnie Fin Richemont | 2.45 |
| Capital & Countries Prop Plc | 2.01 |
| Woolworths Holdings Ltd | 1.99 |
| Remgro Ltd | 1.94 |

Equity allocation (%)



Interest bearing allocation (%)



Portfolio profile

The primary objective of the Imara MET Balanced Fund is to offer investors an inflation-beating long term total return with a moderate risk profile. The portfolio is suited to investors with a moderate risk profile and a three year or longer investment horizon.

Portfolio information

| | |
|------------------------------|-----------------|
| Portfolio inception: | 25 August 2014 |
| Portfolio size (30/06/2015): | R 59.26 million |
| Launch: | 25 August 2014 |
| NAV price (Launch): | 100.00 (cpu) |
| NAV price (30/06/2015): | 104.28 (cpu) |
| JSE code: | IMBF |
| ISIN number: | ZAE000193736 |

Classification: SA - Multi Asset - High Equity
 Benchmark: The Market value weighted average of the South African Multi Asset High Equity Sector excluding Imara MET Balanced Fund

| | |
|-----------------------|---------|
| Minimum lump sum: | R 5,000 |
| Minimum monthly: | R 500 |
| Valuation: | Daily |
| Valuation time: | 15h00 |
| Dealing cut-off time: | 14h00 |

Portfolio income

| Distribution cpu | Dividend | Interest | Total |
|------------------|----------|----------|-------|
| Dec'14 | 0.240 | 0.440 | 0.680 |
| Jun'15 | 0.480 | 0.730 | 1.210 |

Declaration: 31 Mar/30 Jun/30 Sep/31 Dec
 Payment: 2nd working day of Apr/Jul/Oct/Jan

Portfolio costs

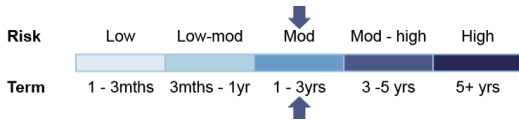
| | |
|------------------------------------|------------|
| Initial fee – MetCI (incl. VAT): | 0% |
| Initial fee – Adviser (incl. VAT): | 0% - 3.42% |
| Annual management fee (incl. VAT): | 1.43% |

Performance fee: No
 Total expense ratio (TER) (incl. VAT): N/A

Portfolio managers

David Eliot
 B.Com
 Chris Botha
 B.Com (Accounting), B.Com (Hons) (Investment Management), M.Com
 Arno Lawrenz
 B.Sc (Hons), CFA

Portfolio risk and term



Portfolio mandate

Objective/investment policy

The primary objective of the Imara MET Balanced Fund is to offer investors an inflation-beating long term total return with a moderate risk profile. The portfolio will be managed in compliance with prudential investment guidelines for retirement funds in South Africa to the extent allowed for by the Act. In order to achieve its objective, the investments normally to be included in the portfolio may comprise a combination of assets in liquid form, money market instruments, interest bearing instruments, bonds, debentures, corporate debt, equity securities, property securities, preference shares, convertible equities, derivatives and non-equity securities. The manager may also invest in participatory interests or any other form of participation in portfolios of collective investment schemes or other similar collective investment schemes as the Act may allow from time to time, and which are consistent with the portfolio's investment policy. Where the aforementioned schemes are operated in territories other than South Africa, participation in portfolios of these schemes will be included in the portfolio only where the regulatory environment is of sufficient standard to provide investor protection at least equivalent to that in South Africa. The portfolio may from time to time invest in listed and unlisted financial instruments, in order to achieve the portfolio's investment objective. The manager may also include forward currency, interest rate and exchange rate swap transactions for efficient portfolio management purposes. The portfolio's net equity exposure will range between 0% and 75% of the portfolio's net asset value. The trustee shall ensure that the investment policy is adhered to, provided that nothing contained in the investment policy shall preclude the manager from varying the proportions of the aforementioned securities and assets in liquid form, or the assets themselves, should changing economic factors or market conditions so demand.

Limits and constraints

- Exposure limits as per the ASISA fund classification structure.
- Maximum property 25%.
- Maximum exposure of 25% to offshore investments plus maximum of 5% in Africa.
- The portfolio's net equity exposure will range between 0% and 75% of the portfolio's net asset value.

Disclosures

MET Collective Investments (RF) (Pty) Ltd (the "Manager"), registration number 1991/003741/07, is authorised in terms of the Collective Investment Schemes Control Act (CISCA) to administer Collective Investment Schemes (CIS) in Securities. The Manager is the manager of the MET Collective Investments Scheme, and MMI Holdings Ltd is a full member of the Association for Savings and Investment SA. Standard Bank of South Africa Limited (+27 (0)21 441 4100 PO Box 54, Cape Town, 8000) is the trustee of the scheme. Imara MET Balanced Fund is a portfolio of the MET Collective Investments Scheme and Imara Asset Management South Africa (Pty) Ltd, registration number: 2003/009314/07, an approved financial services provider (FSP number: 884), is responsible for managing the assets of this portfolio. CIS are generally medium to long-term investments. The value of participatory interests may go down as well as up and past performance is not necessarily a guide to the future. CIS are traded at ruling prices and can engage in borrowing and scrip lending. The CIS may borrow up to 10% of the market value of the portfolio to bridge insufficient liquidity. Different classes of units apply to portfolios, which are subject to different fees and charges. A schedule of fees and charges and maximum commissions is available on request from the Manager. The Manager reserves the right to close and reopen certain portfolios from time to time in order to manage them more efficiently in accordance with their mandate. Portfolios are valued daily at approx. 15h00, latest prices can be viewed at www.metci.co.za. Forward pricing is used. Instructions must reach the Manager before 14h00 to ensure same-day value. The Manager does not provide any guarantee, either with respect to the capital or the return of this portfolio. Additional information on the proposed investment can be obtained, free of charge, at www.metci.co.za or may be requested from the Manager.

Imara MET Balanced Fund is a third party named CIS portfolio, the assets of which are administered by Imara Asset Management South Africa (Pty) Ltd, registration number: 2003/009314/07, a registered financial services provider, FSP number: 884. The Manager retains full legal responsibility for all third party named CIS portfolios under the MET Collective Investments Scheme.

This portfolio is permitted to invest in foreign securities which, within portfolios, may have additional material risks, depending on the specific risks affecting that country, such as: potential constraints on liquidity and the repatriation of funds; macroeconomic risks; political risks; foreign exchange risks; tax risks; settlement risks; and potential limitations on the availability of market information. Fluctuations or movements in exchange rates may cause the value of underlying international investments to go up or down. Investors are reminded that an investment in a currency other than their own may expose them to a foreign exchange risk.

No Total Expense Ratio (TER) for this portfolio/class of participatory interest is disclosed; due to the length of time that this portfolio/class has been in existence the TER cannot be accurately determined. The TER of this portfolio/class of participatory interest will be higher than the quoted annual service charge.

Performance is calculated for a portfolio/portfolio class. Individual investor returns may differ as a result of fees, actual date(s) of investment, date(s) of reinvestment of income and withholding tax. Annualised returns, also known as Compound Annualised Growth Rates (CAGR), are calculated from cumulative returns; they provide an indication of the average annual return achieved from an investment that was held for the stated time period. Actual annual figures are available from the Manager on request. Performance figures quoted are from Morningstar, as at 30/06/2015, for a lump sum investment, using NAV-NAV prices with income distributions reinvested on the ex-dividend date. CPI/Inflation figures, where present, are lagged by one month.

This document should not be seen as an offer to purchase any specific product and is not to be construed as advice. Investors are encouraged to obtain independent professional investment and taxation advice before investing with or in any of the Manager's products.

Regulation 28

Compliant: Yes

Portfolio intended maximum limits (IML's)

| Equity | Property | Equity and property | Foreign | Africa |
|--------|----------|---------------------|---------|--------|
| 75.00% | 25.00% | 100.00% | 25.00% | 5.00% |

Contact and other information

Scheme

MET Collective Investments Scheme

Custodian/Trustee

Standard Bank of South Africa Limited

Telephone: +27 (0)21 441 4100

Management company

MET Collective Investments (RF) (Pty) Ltd

268 West Avenue, Centurion, 0157

PO Box 7400, Centurion, 0046

Facsimile: +27 (0)12 675 3889

Call centre: 0860 111 899

Email: ci.clientservice@momentum.co.za

Web: www.metci.co.za

Registration no.: 1991/003741/07

Third party manager

Imara Asset Management South Africa (Pty) Ltd

An authorised financial services provider, FSP No: 884

Imara House, Block 3, 257 Oxford Road, Illovo, 2196

P.O. Box 701, Northlands, 2116

Telephone: +27 (0)11 550 6192

Facsimile: +27 (0)11 550 6194

Email: iaminfo@imara.com

Web: www.imara.com

Registration no.: 2003/009314/07



IMARA
INVESTING
IN AFRICA

Asset Management